

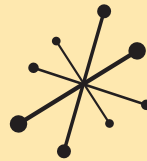
God Is There



Best Use As a family night activity

Ingredients Needed


- * A fan
- * Several balloons
- * A Bible




Nutritional Value Teaches how a God we can't see can be real

Serve It Up Follow these steps for a great experience:

1. Start by asking the children the following questions and discussing their answers:
 - * Why can't we see God?
 - * How can we believe God is real when we can't see Him?
 - * Can we think of anything else we know is real that we can't see?
2. Hopefully, one of the children will include "air" in the list of things we can't see but know exist. (If not, suggest it yourself.) At this point, pull out the balloons.
3. Explain that air is not only real, but it has power. Ask each child to use the air in their lungs to blow up his or her balloon. Remind them to hold the end so that it doesn't fly away.




- 
4. Once everyone has an inflated balloon ready, compete to see who can make his or her balloon fly farthest.
 5. Once you've had fun repeating the balloon-flying contest, read several Scriptures that describe God as a spirit (John 4:24 and Luke 24:39) and that use the illustration of wind to illustrate the work of God in our lives (John 3:8).
 6. Now tie off a few blown-up balloons and use the fan to have fun blowing the balloons wherever you want them to go.
 7. End by memorizing the jingle "Just like air, God is there!"



Memory Pantry

Attach a picture and jot down what happened to remember later or to share a taste with others.



A large, light-colored, rounded rectangular area with a blue border, containing horizontal dotted lines for writing. A decorative starburst graphic is centered in the lower half of this area.